



# Fantasy Playhouse Children's Theater & Academy

## Mainstage Production Study Guide



# RUDYARD KIPLING'S The Jungle Book

Directed by Robyn Mitchell | Adapted by J.B. Mitchell  
Based on the works of Rudyard Kipling

### A MESSAGE TO THE EDUCATORS

This study guide is designed to prepare educators and their students for a memorable and educational theatre experience. We hope this study guide assists in igniting the critical thinking process with your classes as you are transported to the jungle during Fantasy Playhouse Children's Theater & Academy's production of "Rudyard Kipling's The Jungle Book." In this guide, you will find discussion topics for before and after the production, classroom activities with curriculum connections, and other resource materials. Thank you for joining us, and we hope you enjoy the show!

-Taylor Bogan, Education Director

### SYNOPSIS

Deep in the mysterious jungle lives Mowgli, a curious young boy raised by wolves. When the mighty roar of a fearsome tiger forces Mowgli to leave the only home he's ever known he must rely on the guidance of his new friends, a pragmatic panther and a big brother bear. Mowgli learns valuable life lessons through self-discovery, brave adventures, and the rules of the jungle.

### STANDARDS

Kindergarten: ELA: [K.1, K.2, K.4, K.5, K.17, K.20, K.25, K.27, K.28, K.29, K.30, K.33, K.34, K.37]; Mathematics: [K.16, K.17]; Science: [K.3, K.4, K.5]; Art: [K.1, K.2, K.4, K.6]; Theatre: [K.1, K.5, K.6, K.7, K.8, K.10, K.11, K.12, K.14, K.16]

1st Grade: ELA: [1.1, 1.2, 1.3, 1.4, 1.11, 1.12, 1.21, 1.22, 1.23, 1.25, 1.26, 1.27, 1.29, 1.30, 1.32, 1.35, 1.39, 1.42]; Mathematics: [1.9, 1.16]; Science: [1.7]; Art: [1.1, 1.2, 1.3, 1.4, 1.14]; Theatre: [1.6, 1.7, 1.9, 1.11, 1.14, 1.15, 1.16, 1.17, 1.21, 1.22, 1.24]


2nd Grade: ELA: [2.1, 2.3, 2.4, 2.15, 2.17, 2.19, 2.22, 2.23, 2.24, 2.26, 2.37, 2.41, 2.43, 2.44]; Mathematics: [2.18, 2.27]; Science: [2.1, 2.6, 2.7, 2.9]; Art: [2.1, 2.2, 2.3, 2.4, 2.5, 2.7]; Theatre: [2.2, 2.3, 2.6, 2.9, 2.14, 2.15, 2.16, 2.20, 2.21, 2.23]

3rd Grade: ELA: [3.1, 3.4, 3.5, 3.13, 3.14, 3.19, 3.22, 3.24, 3.27, 3.29, 3.30, 3.32, 3.36, 3.40, 3.41]; Mathematics: [3.13, 3.14, 3.15, 3.19]; Science: [3.5, 3.6, 3.8, 3.10]; Art: [3.1, 3.2, 3.4, 3.5, 3.6]; Theatre: [3.10, 3.12, 3.14, 3.15, 3.17, 3.18, 3.19, 3.20, 3.21, 3.22, 3.23, 3.24]

4th Grade: ELA: [4.9, 4.12, 4.14, 4.15, 4.16, 4.19, 4.21, 4.22, 4.38, 4.39, 4.40]; Mathematics: [4.15, 4.21]; Science: [4.11]; Art: [4.1, 4.2, 4.3, 4.4, 4.5, 4.6]; Theatre: [4.1, 4.14, 4.15, 4.16, 4.17, 4.18, 4.19, 4.20, 4.21, 4.23]

5th Grade: ELA: [5.5, 5.9, 5.10, 5.11, 5.13, 5.14, 5.16, 5.17, 5.18, 5.19, 5.21, 5.22, 5.39, 5.40]; Mathematics: [5.17]; Science: [5.4, 5.10, 5.14]; Art: [5.5, 5.3, 5.4]; Theatre: [5.1, 5.14, 5.15, 5.16, 5.17, 5.18, 5.19, 5.20, 5.21, 5.22, 5.23, 5.24]

## BACKGROUND ON RUDYARD KIPLING



**Joseph Rudyard Kipling** was born on December 30, 1865 in what is now known as Mumbai, India. He spent most of his childhood in Britain, but he returned to India in 1882 and began working at an Anglo-Indian newspaper. A gifted writer, Kipling quickly gained fame with his short stories and poetry, much of which focused on his life in India and British imperialism. One of his most famous

works, *The Jungle Book*, takes inspiration from the ancient Indian fables *Panchatantra* and the *Jataka Tales* where we see the first use of anthropomorphic animals to teach life lessons. Other works by Kipling include: *Just So Stories*, *Rikki-Tikki-Tavi*, *How the Camel Got His Hump*, *Captains Courageous*, *The Elephant's Child*, and *How the Leopard Got its Spots*. Kipling was the recipient of several honorary degrees and other awards, including the Gold Medal of the Royal Society of Literature and the Nobel Prize for Literature.

## ABOUT THE PLAYWRIGHT



**Josh Mitchell**, like many other members of his family, has been a part of many FPCTA productions such as *Peter Pan*, *Never Ending Story*, *The Snow Queen*, and *Charlotte's Web*. However, he is very excited to be working for the first time as an assistant director and is very grateful to FPCTA for producing his stage adaptation of Rudyard Kipling's *The Jun-*

*gle Book*. Josh hopes to continue working with Fantasy in collaborating to produce more of his original scripts and glorifying God through art and the written word. Enjoy the Show!

## AUDIENCE ETIQUETTE

1. Please wait in the lobby to be seated.
2. Use the handrails when going up and down the stairs in the theater.
3. Pay attention when the lights go down.
4. The actors love to hear your response to the action taking place, but please do not talk or whisper during the performance.
5. Please do not eat, drink, or chew gum in the theatre.
6. Please turn off all cell phones and other electronic devices during the performance.
7. Actors love to hear applause! Show your appreciation by clapping at the end of the play.
8. After the performance, please remain seated until your school is dismissed.

## VOCABULARY

### K-2ND GRADE

Villager • Pack • Foolish • Lairs • Fortunate  
Priest • Clever • Bamboo • Imitate  
Sacred • Quarrel • Dusk

### 3RD-5TH GRADE

Assuredly • Abreast • Arrogant • Cunning  
Disputes • Inhabited • Intermingling  
Mongrels • Ravine • Rupees • Sovereignty  
Underestimate

## BIBLIOGRAPHY

1. <https://www.teacherspayteachers.com/Product/Layers-of-the-Rainforest-Label-layers-worksheet--7574063?st=b41397e4e63c2f1b25b1fd0738934261>
2. <https://www.pinterest.com/pin/351912463872429/>
3. <https://www.pinterest.com/pin/30258628726675162/>
4. <https://lilluna.com/homemade-naan-bread/>
5. <https://panajinaan.com/naan-101/the-history-of-naan>

## SHARE YOUR CREATIVITY!

Share your creativity with us! We would love to hear from you! Please share your work, stories, or pictures from your class by sending to the address below or tagging us on social media with @FantasyPCTA or using #FantasyPCTA

## WHO'S ON STAGE?

- ★ Mowgli ..... The Man Cub
- ★ Bagheera..... The Black Panther
- ★ Baloo ..... The Bear
- ★ Shere Khan.....The Tiger
- ★ Akela.....A Wolf
- ★ Raksha .....A Wolf
- ★ Father Wolf.....A Wolf
- ★ Buldeo ..... The Hunter
- ★ Tabaqui.....The Jackal
- ★ Kaa ..... The Snake
- ★ Messua .....The Village Woman
- ★ Hathi..... The Elephant
- ★ The Village Priest..... A Villager
- ★ Ensemble..... Assorted Characters & Creatures

## PRE-SHOW DISCUSSION QUESTIONS

1. Discuss proper theatre etiquette with your class. Describe several ways to be good audience members.
2. What is an adaptation? What are other stories that have started as books, and been adapted to other platforms (television, movie, stage, etc)?
3. What is a book or story that you would like to see come to life onstage? What would be easy or hard about doing this?
4. What elements of technical theatre are most exciting to you? The set? Costumes? Lights? Sound? Make-Up? How does each element tell the story?

## POST-SHOW DISCUSSION QUESTIONS

1. This production of The Jungle Book is very different from the Disney animated movie. What are some of the differences and similarities that you noticed?
2. What was your favorite moment (or scene) from The Jungle Book? Why was it your favorite part? What made it memorable?
3. How did the actors use the following Acting Tools to tell the story: Body, voice, mind, imagination, cooperation, and heart?
4. What lessons do you think we can learn from Mowgli and his friends about bravery, family, and community?
5. In this adaptation of The Jungle Book, there are a lot of conversations about the “laws of the jungle.” What similarities are there between the “laws of the jungle” and laws that we follow in everyday life?
6. A main theme represented in The Jungle Book is the idea of “found family” – the concept that people you consider most like family aren’t always related by blood. How was Mowgli treated by his “real family” (the villagers) versus his “found family” (the wolves and other jungle creatures).

## WHO'S OFF STAGE?

- ★ Director .....Robyn Mitchell
- ★ Assistant Director.....Ethan & Claire Mitchell
- ★ Student Director .....Nola White
- ★ Production Manager..... Joanna White  
& Donna Foreman
- ★ Technical Director..... Lynn Broad
- ★ Costumer..... Beth Keys
- ★ Properties & Set Dressing ..... Julia Ramsey
- ★ Sound Design & Execution ..... CEVA
- ★ Lighting Design & Execution ..... Bakari Prigg

## THEATER VOCABULARY

- **Director:** develops and executes the creative vision of the show while helping the actors to develop their characters
- **Actors:** people who perform in the show to bring the words of the playwright to life
- **Production Manager:** manages the coordination and finances of the production team
- **Technical Director:** oversees the technical execution of the director’s vision and manages the technical staff
- **Scenic Designer:** works with the Director and Technical Director to design what the stage will look like
- **Costume Designer:** works with the Director to design and execute all of the costumes and accessories worn by the characters in the play
- **Properties:** usually shortened to the phrase “props”, these are objects carried on by actors, or are preset by the scenic design team
- **Lighting Designer:** the technician in charge of designing and occasionally executing the light plot of a show
- **Sound Designer:** the technician in charge of designing and occasionally executing the sound lot of a show
- **Stage Manager:** serves as the main point of contact for all of the departments to ensure effective communication and helps maintain the artistic integrity of the show
- **House Manager:** the person responsible for managing all of the ushers and front of house team to ensure patrons are seated correctly and have a positive experience
- **Stage Directions:** terminology used to describe different places onstage: Center Stage, Stage Right, Stage Left, Upstage, and Downstage

# ACTIVITY #1A

## Activity 1: Let's Explore the Rainforest!

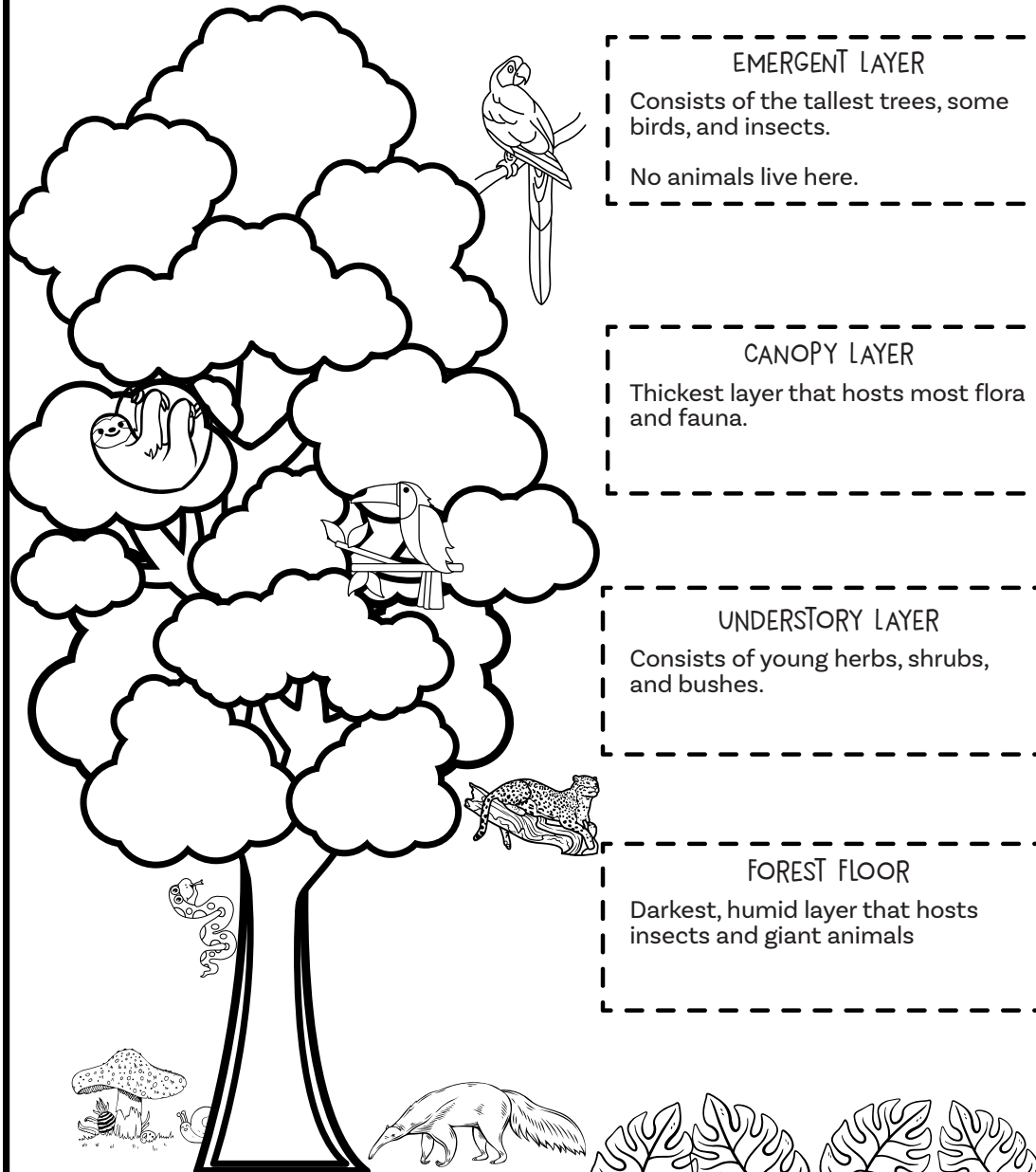
Today's play takes place in the jungle part of a rainforest. Did you know there are different layers in the rainforest to explore? Each one is unique in its own way! Do a little research, and learn about the four layers of the rainforest. How are they different? Use the reference images and activities below to add to the jungle fun! A blank worksheet is provided on the next page.

Name: \_\_\_\_\_

Date: \_\_\_\_\_

Directions: Label each layer of the rainforest.

Emergent Layer    Canopy    Understory Layer    Forest Floor



**Instructions:** Using the worksheet, test your knowledge on the layers of the rainforest. Bonus! Can you figure out what layers of the forest the following Jungle Book characters live?


1. Baloo, the bear
2. Kaa, the snake
3. Bagheera, the panther
4. Monkeys
5. Vultures

Name: \_\_\_\_\_

Date: \_\_\_\_\_

Directions: Label each layer of the rainforest.

Emergent Layer    Canopy    Understory Layer    Forest Floor



Four dashed rectangular boxes for labeling the layers of the rainforest.





# ACTIVITY #1B

## Class Activity

Work together as a class or in groups to create a display or bulletin board that showcases the different layers of the rainforest. Bring your jungle to life with plants and animals by using: construction paper, crepe paper, tissue paper, cardboard, etc.





## ACTIVITY #2


### Let's Build a Habitat

This play introduces a wide variety of animals that live in different habitats within the jungle. Building a diorama is a lot like building the model of a set in a play! Use the directions below to create your own diorama habitat for one of the characters from The Jungle Book:

Choose a character from the play using the list on pg. 3.

Research that character to answer the following questions:

1. In what layer of the jungle does this animal live in?
2. What kinds of plants are located in this layer?
3. What does the animal need to survive in this environment?
4. What sort of sleeping habits does this animal require?
5. How does this animal interact within the space it lives?
6. Gather your materials! Using the reference images below, and on the Internet (with an adult's permission), figure out what you need to create your diorama. Examples of materials could be: construction paper, figurines, cardboard, clay printouts, tissue paper, objects from nature, things around the house, or anything that can be used to look like your habitat!
7. Make sure the different parts of your diorama are clearly labeled!



## ACTIVITY #3

### Let's Bake Some Naan!

*The Jungle Book* takes place in the central state of Madhya Pradesh, India. Use the recipe below to recreate a traditional Indian side dish. Enjoy!

- **What is naan?** Homemade naan is a soft, chewy, bread that is simply delicious! It's an easy side that goes well with curry or hummus. Naan uses common ingredients in addition to yogurt and sometimes eggs, resulting in a softer and pliable texture.
- **How do you pronounce it?** Naan (pronounced "non," with a short 'o' sound as in "sock") usually refers to a kind of flat bread.
- **Where did naan come from?** Early recorded history of naan first appeared in the notes of Indo-Persian poet Amir Kushrau in 1300 AD. Originally, naan was developed after the arrival of yeast in India from Egypt. During India's Mughal era in the 1520s, naan was a delicacy that only nobles and royal families enjoyed because the art of making naan was a revered skill, known by few.
- **How was naan traditionally cooked?** Naan is traditionally cooked in a hot tandoor oven in the ground or on hot wood charcoal. These cooking methods often result in temperatures of about 900°F (480°C).

#### Ingredients

- ½ cup warm water
- 2 teaspoons instant yeast
- 1 teaspoon sugar
- 3 tablespoons olive oil
- ¼ cup plain yogurt
- 1 egg
- ½ teaspoon salt
- 2½-3 cups all purpose flour
- 2 tablespoons butter, melted
- 2 teaspoons minced garlic

#### Instructions

1. Combine warm water, yeast, and sugar in a large bowl; let sit for five minutes or until bubbly. Add olive oil, yogurt, egg, salt, and 2 cups of flour. Stir until smooth.
2. Add enough flour to make a soft dough. Knead a few times on a floured counter until smooth.
3. Place dough in a greased bowl. Cover and let rise in a warm place until doubled.
4. Preheat a skillet to medium heat.
5. Cut dough into eight pieces.
6. On a floured surface, roll each piece of dough into a 6" circle.
7. Add a little oil or non-stick spray to the skillet. Cook each circle over medium heat for 2-3 minutes or until bubbly and golden brown on the bottom. Flip over and cook for another 2-3 minutes.
8. Brush the top (the bubbly side) of each naan with melted butter.

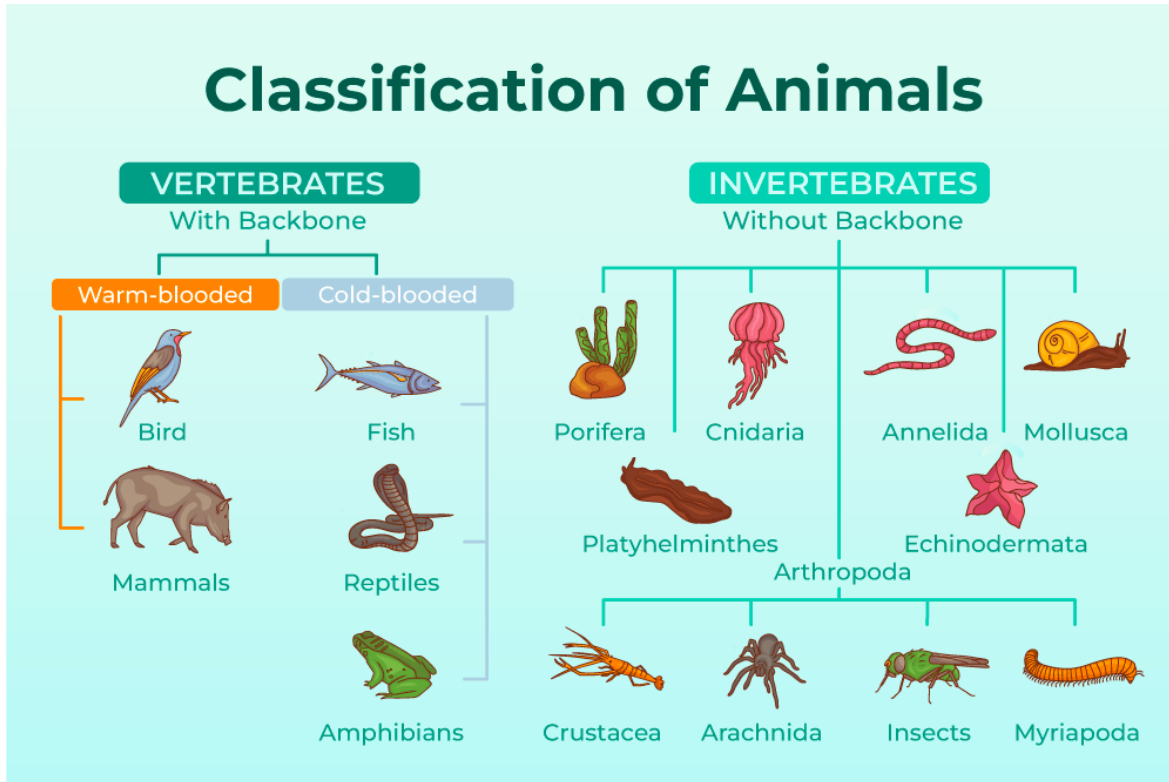




# ACTIVITY #4

## Let's Classify Some Animals

Many different animals make up the cast of The Jungle Book. Did you know that each animal belongs to a different classification? Let's explore how these animal classifications are similar and different. How do they coexist as a community despite these differences? Use the chart below to learn about how animals are classified into different families:



Use the grade appropriate worksheets below to test your knowledge on animal classifications. Research species you are not familiar with to learn more about them!

Grade: Research topic: Standard: E.L.A. Math Science Social studies Languages Arts Special education Search Results: 1

**FREE Animal Classification Sort Cut and Glue Worksheets**  
 ★★★★★ 4.7 (62 ratings)  
 12/10/2019

GRADE LEVEL: PreK - 1st, Homeschool  
 SUBJECT: English Language Arts, Balanced Literacy, Science

RESOURCES TYPE: Worksheets, Activities, Centers

FORMATS INCLUDED: PDF

1 Student Worksheets 2 Answer Keys

FREE Download Worksheet

Show this resource on: Facebook Twitter

Report this resource to TPT

**FREE Animal Classification Sort Cut and Glue Worksheets**  
 Grades: Pre-K - 1st  
 Download: [HERE](#)

Grade: Research topic: Standard: E.L.A. Math Science Social studies Languages Arts Special education Search Results: 1

**Animal Classification Assessment Tool**  
 ★★★★★ 4.9 (28 ratings)  
 8/27/2019

GRADE LEVEL: K-3rd, Homeschool  
 SUBJECT: Science, Tools for Common Core

RESOURCES TYPE: Assessments, Printables

FORMATS INCLUDED: PDF

1 page

FREE Download Worksheet

Show this resource on: Facebook Twitter

Report this resource to TPT

**Animal Classification Assessment Tool**  
 Grades: K-3rd  
 Download: [HERE](#)

Grade: Research topic: Standard: E.L.A. Math Science Social studies Languages Arts Special education Search Results: 1

**Animal Classification and Animal Characteristics Sorts FREEBIE!**  
 ★★★★★ 4.7 (333 ratings)  
 11/20/2019

GRADE LEVEL: 1st-3rd  
 SUBJECT: Math, Graphing, Science

RESOURCES TYPE: Activities, Printables, Centers

FORMATS INCLUDED: PDF

3 pages

FREE Download Worksheet

Show this resource on: Facebook Twitter

Report this resource to TPT

**Animal Classification and Animal Characteristics Sorts FREEBIE!**  
 Grades: 1st-3rd  
 Download: [HERE](#)

Grade: Research topic: Standard: E.L.A. Math Science Social studies Languages Arts Special education Search Results: 1

**Animal Classification Word Wall 4th and 5th Grade Science Vocabulary**  
 ★★★★★ 4.9 (28 ratings)  
 8/27/2019

GRADE LEVEL: 4th-5th  
 SUBJECT: Science, Biology

RESOURCES TYPE: Word Walls, Posters, Interactive Notebooks

FORMATS INCLUDED: PDF

1 word wall cards on 2 sheets

FREE Download Worksheet

Show this resource on: Facebook Twitter

Report this resource to TPT

**Animal Classification Word Wall 4th and 6th Grade Science Vocabulary**  
 Grades: 4th-6th  
 Download: [HERE](#)

ACTIVITY #3

Let's Write a Letter

Actors, directors, and technicians love hearing from audience members! Did you have a question about something you saw onstage? Did you wonder how something worked offstage? Did you have a favorite scene in the play? Use the template below to write a letter to someone in the cast and crew (use the Who's Who Onstage and the Who's Who Offstage lists to decide who to write to).



FPCTA  
Jungle Book Cast/Crew  
3312 Long Ave. SW  
Huntsville, AL 35805

---

---

---

---

---

---

---

---

---

---

---

# FANTASY PLAYHOUSE

## CHILDREN'S THEATER & ACADEMY

### ABOUT US

Fantasy Playhouse Children's Theater & Academy (FPCTA) provides theatre arts access through production, education, and outreach, reaching more than 31,000 residents annually, including 21,000 children and youth. FPCTA enriches the lives of children and families through theatre and arts education, encouraging students to become self-confident, academically successful, creative-thinking citizens who are more likely to invest in their communities as adults. FPCTA's core programs include live children's theatre productions, classes, camps, workshops, and educational outreach through after school classes and In-School Touring programs. Recognizing the transformative power theatre arts can have in the life of a child, FPCTA prioritizes theatre arts access for all by engaging local underserved communities.

### FANTASY STAFF

Executive Director ..... Karen Mockensturm  
 Education Director ..... Taylor Bogan  
 Artistic Director ..... Stephen Tyler Davis  
 Associate Education Director ..... Kailey Burkhardt  
 Education Coordinators ..... Matlin Niemann  
 Business Administrator ..... Andrea Boswell  
 Community Outreach Coordinators ..... Carissa Conley  
 Marketing/PR Manager ..... Emily Rodrick

### THANK YOU!

FPCTA gratefully acknowledges the support from the following.



### SCHOOL TOURING SHOWS

## BRING PROFESSIONAL SHOWS TO YOUR SCHOOL



**POARCH CREEK COURAGE**

By: Mariah Beachboard  
 APPROPRIATE FOR GRADES 3-5

The most courageous Alabambian community stands against every challenge to become and inspiring success story.



APPROPRIATE FOR GRADES 6-12

A story of the brave men and women who fought for equality.

#### About

Our In-School Touring Program introduces students to the art of theatre through age appropriate curriculum based pieces, which are socially relevant, entertaining, and exciting. Our professional actors will bring to life an experience for each child in hopes of stretching the mind, inspiring the heart, and promoting education through our plays.

**For booking information, please contact:**

**Taylor Bogan, Education Director**  
 256-539-6829    FieldTrips@Fantasyplayhouse.com